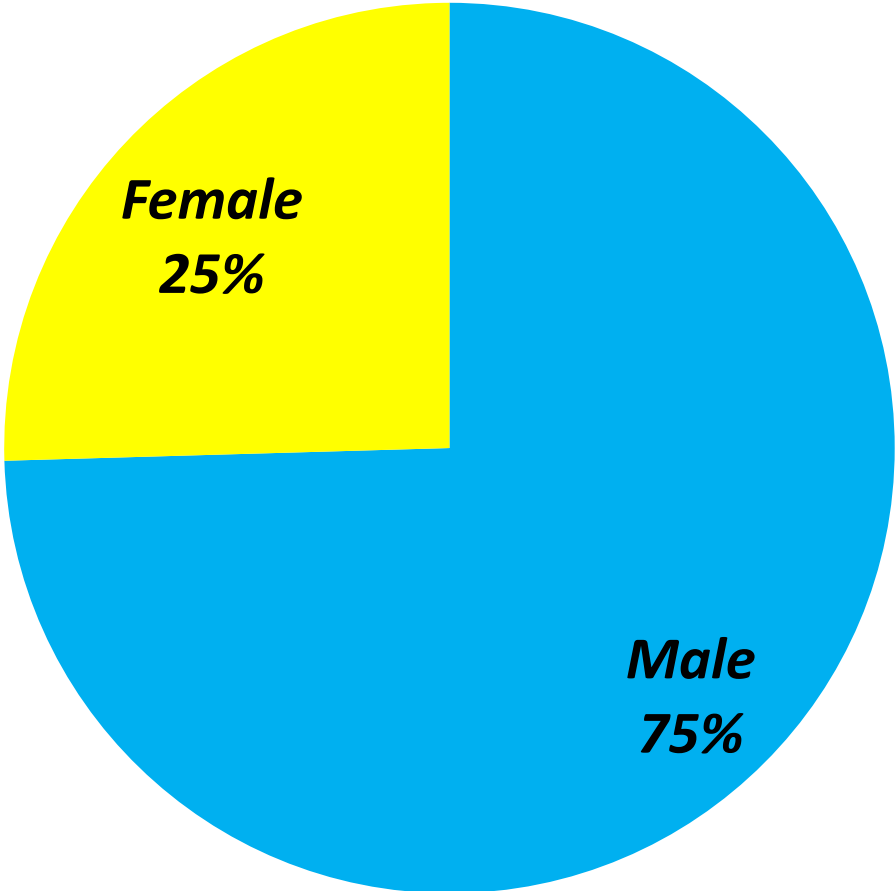


BAR COMPLAINT STATISTICAL REPORT
2015-2016 FIRST HALF
220 COMPLAINTS



Gender:

Male: 75% (164)

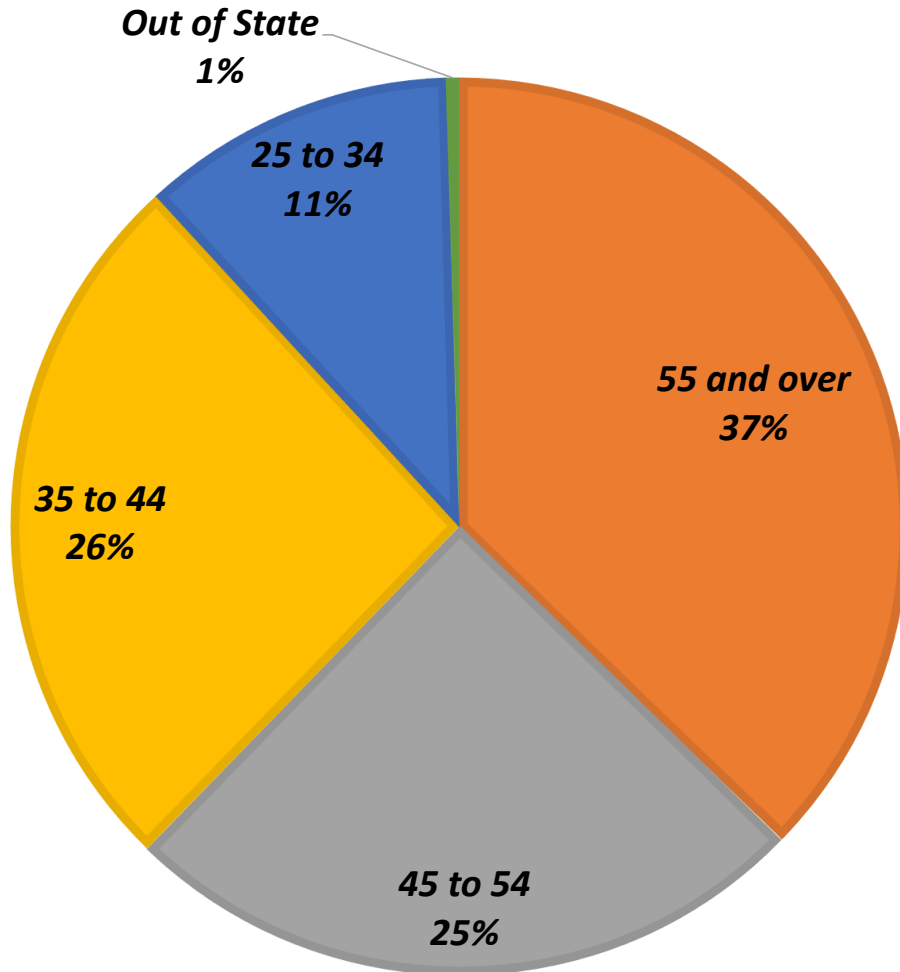
Female: 25% (56)

Membership Information:

Male: 71% (5009)

Female: 29% (2067)

**BAR COMPLAINT STATISTICAL REPORT
2015-2016 FIRST HALF
220 COMPLAINTS**



Age of Lawyer:

**55 and over: 37% (82)
45 to 54: 25% (55)
35 to 44: 26% (57)
25 to 34: 11% (25)
Out of State: 1% (1)**

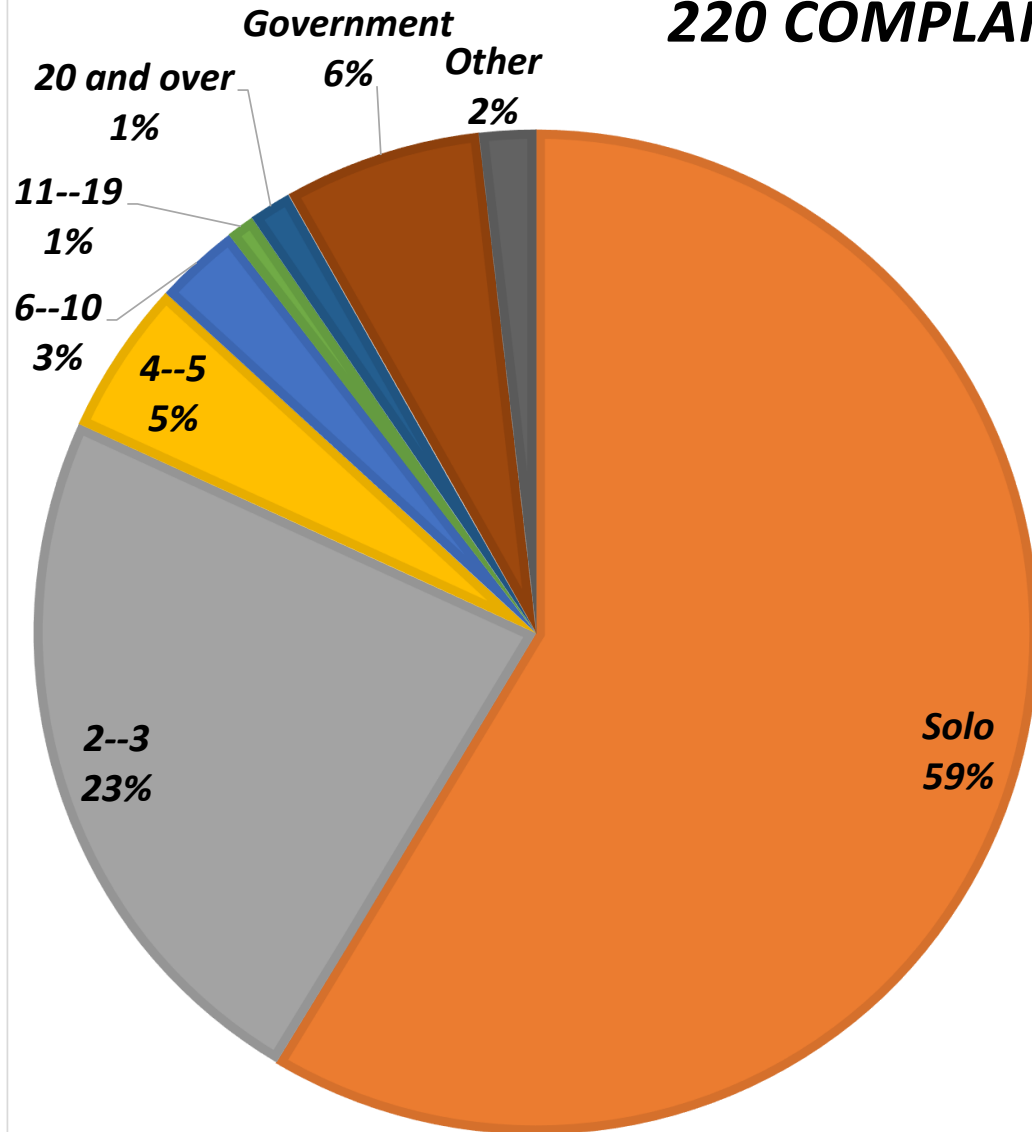
Membership Information:

**55 and over: 41% (2892)
45 to 54: 18% (1283)
35 to 44: 27% (1922)
25 to 34: 14% (984)**

BAR COMPLAINT STATISTICAL REPORT

2015-2016 FIRST HALF

220 COMPLAINTS



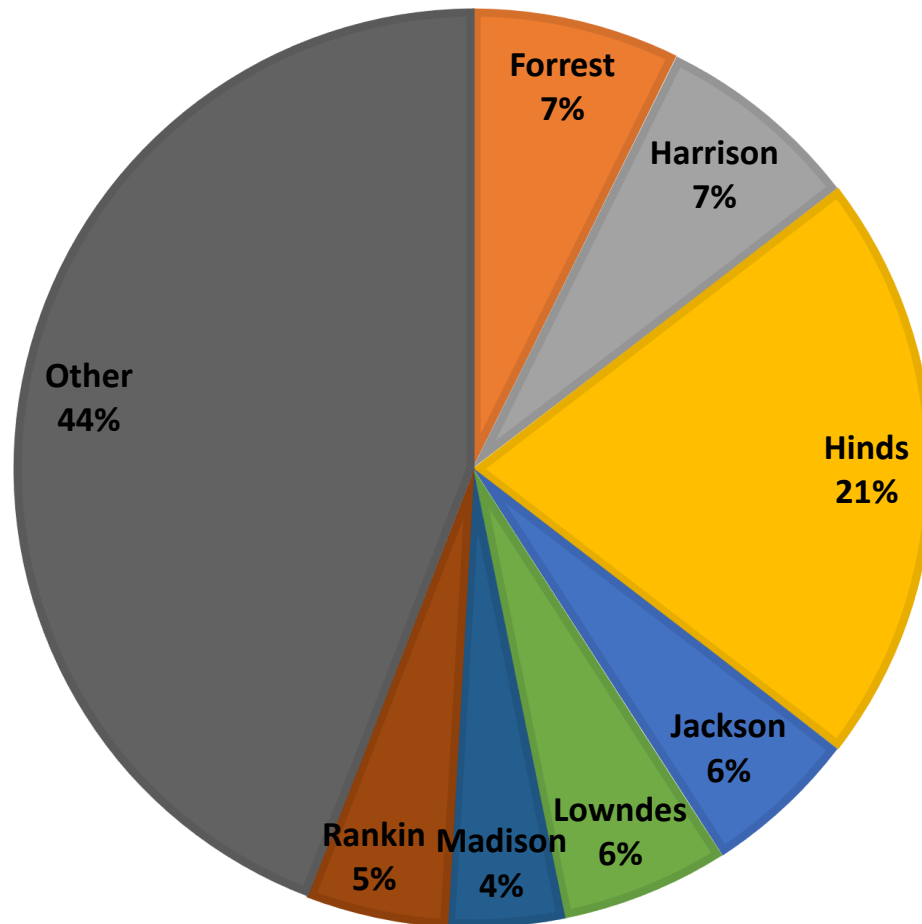
Size of Firm:

Solo: 59% (129)
2-3: 23% (51)
4-5: 5% (11)
6-10: 3% (6)
11-19: 1% (2)
20 and Over: 1% (3)
Government: 6% (14)
Other: 2% (4)

Membership Information:

Solo: 33% (2317)
2-3: 15% (1057)
4-5: 6% (457)
6-10: 5% (363)
11-19: 3% (220)
20 and Over: 14% (1011)
Government: 17% (1192)

**BAR COMPLAINT STATISTICAL REPORT
2015-2016 FIRST HALF
220 COMPLAINTS**



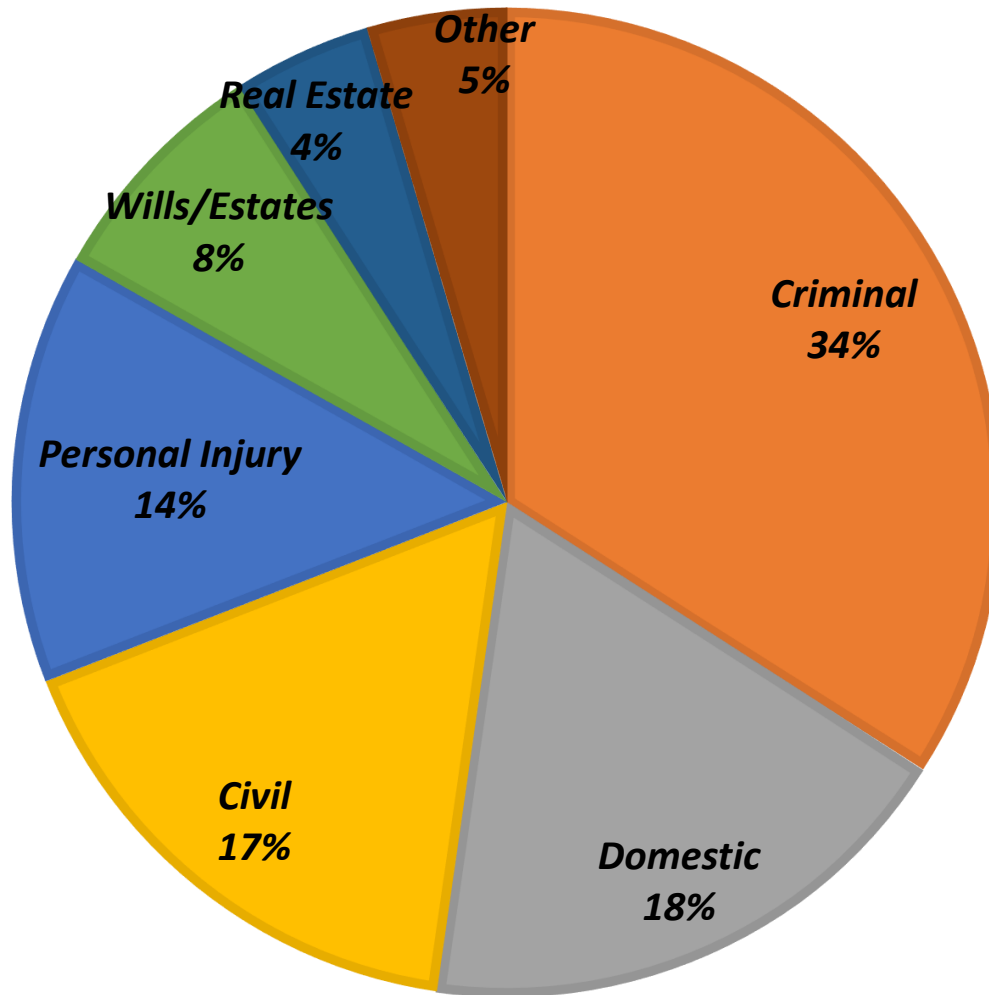
County:

Hinds: 21% (46)
Harrison: 7% (16)
Forrest: 7% (16)
Lowndes: 6% (13)
Jackson: 6% (12)
Rankin: 5% (11)
Madison: 4% (9)
Other: 44% (97)

Membership Information:

Hinds: 30% (2118)
Harrison: 9% (635)
Forrest: 4% (300)
Lafayette: 5% (356)
Jackson: 3% (235)
Rankin: 4% (286)
Madison: 12% (843)
Lee: 3% (247)
DeSoto: 2% (159)

BAR COMPLAINT STATISTICAL REPORT
2015-2016 FIRST HALF
220 COMPLAINTS



Area of Practice:

Criminal: 34% (75)

Domestic: 18% (40)

Civil: 17% (37)

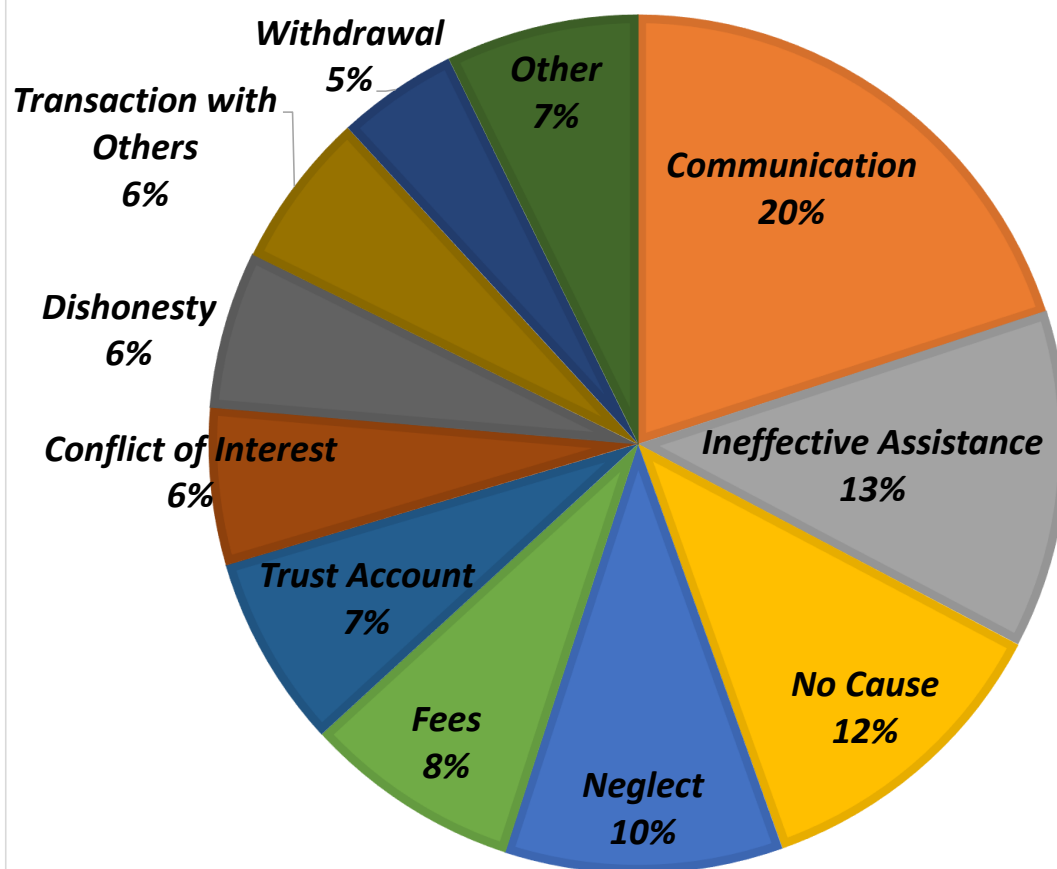
Personal Injury: 14% (31)

Wills/Estates: 8% (17)

Real Estate: 4% (10)

Other: 5% (10)

BAR COMPLAINT STATISTICAL REPORT
2015-2016 FIRST HALF
220 COMPLAINTS



Type of Complaint:

Communication: 20% (44)

Ineffective Assistance: 13% (28)

Neglect: 10% (23)

Fees: 8% (18)

Trust Account: 7% (16)

Conflict of Interest: 6% (13)

Dishonesty: 6% (13)

Transaction with Others: 6% (13)

Withdrawal: 5% (10)

Other: 7% (16)

No Cause: 12% (26)